



CINCINNATI
TECHNOLOGY
—ACADEMY—

2022 - 2023
ANNUAL REPORT



Our students learn skills to
TAKE CHARGE
of their education!

Vision

Statement

To create a culture of high expectations for scholars by providing college preparatory education, relevant curricula, and a focus on achievement. It is our goal that our scholars will attend a college prep high Academy and ultimately gain acceptance and graduate from a four-year college. It is our expectation that 100% of the Cincinnati Technology Academy graduates will become positive change agents in their local communities while making a contribution to the global society.

The faculty and staff at Cincinnati Technology Academy are dedicated to providing scholars with the skills necessary to think, communicate, and live in a civil society. Central to this mission is the creation of an Academy community characterized by discipline, love, order, and respect.

Sponsor

Statement

Educational Resource Consultants of Ohio, Inc., (ERCO) sponsor of the school, is legally mandated to provide oversight, monitoring and technical assistance. All community school sponsors are required to submit a written report of the evaluation results of the school's academic, financial, and organizational performance as well as the school's legal compliance to the Ohio Department of Education. This report must be made available to parents of students enrolled in the community school by November 30th of each year (OAC3301-102-05 (A) (3)). An annual report regarding the performance of this school and other schools under the sponsorship of ERCO will be posted on our website www.ercoinc.org no later than November 30th of the current school year. Parents are urged to review this report, as well as other monitoring and evaluation reports concerning the school. These reports are available at the school, or the sponsor's office. The reports are generated to provide you with a full comprehensive understanding of the school's performance.

Mission

Statement

To prepare students for college, the responsibility of life, and the pursuit of success.

School Administration



Thomas Coats
Administrator
Cincinnati Technology Academy
3800 Glenway Avenue
Cincinnati, Ohio 45205



School Board

Marlo Thigpen
President

Mike Weitfle
Member

Chanda Davis
Member

Manasseh Robinson
Member

John Eckert
Member

Jeremy Flowers
Member

Audrey Noth
Member



Financial

Statement

FTE:.....	202
Total Operating Revenues:.....	\$2,058,043
Total Operating Expenditures:.....	\$3,063,921
Total Federal Grants:.....	\$1,349,536
Total Assets (Estimate):	\$855,244
Total Liabilities (Estimate):	\$41,986

*Presentation Excludes GASB 68
Amounts Obtained From June 30, 2023 Board Financial Reports- Unaudited*

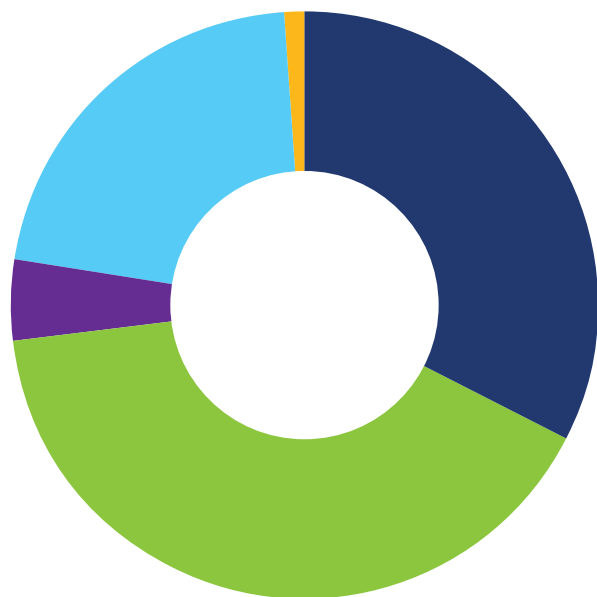
Attendance

Rate

86.5%

Demographics

Chart



Demographic Categories	Number of Students	%
African American	61	32.62
Asian/Pac. Islander	0	0
Hispanic	76	40.64
American Indian/Native Alaskan	0	0
Multiracial	8	4.28
White, Non-Hispanic	40	21.39
Not Specified	2	1.07

Achievement

Highlights

Cincinnati Technology Academy is dedicated to developing engaged citizens and thoughtful learners. The students experience a tightly knitted community of caring faculty and staff who motivate them to achieve. *“At Cincinnati Technology Academy, our students learn skills to take charge of their education.”*



Sports/Arts Programs

Students enjoy a well-rounded experience by participating in school arts and sports programs.

- Esports Team
- Kindness Rocks

Academic Growth Incentives

- Out of Uniform Week
- PizzAchievement Certificates
- Frisch’s Certificates

School Events

CTA engages stakeholders and elevates the experience for students by sponsoring the following annual events:

- Amazing Shake
- Back to School Bash
- Haunted Hallway
- Winter Family Movie Nights
- Valentines Day High School Dance
- Easter Egg Hunt
- Pancake Breakfast in the Spring
- Spring Scholastic Book Fair
- Prom

Community Partnerships

CTA forges positive community partnerships to create strong relationships and additional wrap-around services for students and families. The following partnerships were added this year:

- Boys and Girls Scouts of Cincinnati
- My Why Cincinnati
- Bloc Ministries
- Farm on the Hill
- Joe Burrow Foundation
- Best Behavioral Health

Community Service Projects

This year, CTA distributed food to the community with the help of My Block Farmer’s Market.



Positive School Culture

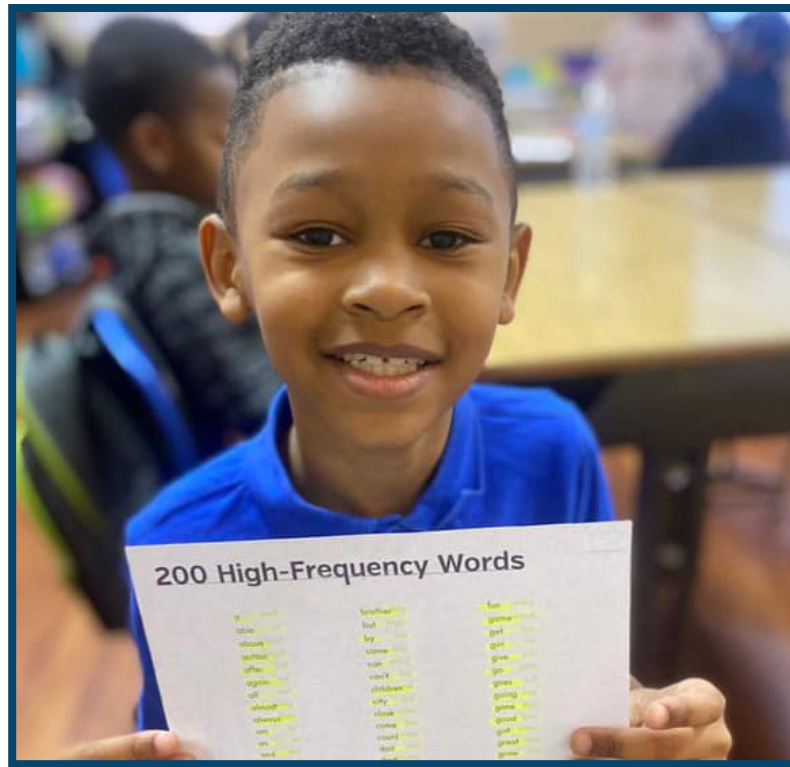
CTA champions a positive school culture through the implementation of the following strategies:

- The Ron Clark Academy House System
 - Virtual House Spin
 - House Meetings
 - Can Drive

Academic Goals

By **06/30/2026**, the school will improve the performance of all students in all grades by increasing to 62.20 % in Reading/Literacy, as measured by the State Report Card - Performance Index.

All Students in all grades will increase 6.30 % in attendance at Cincinnati Technology Academy by **06/30/2026**, as measured by the State Report Card.



State Report Card

Ohio School Report Cards

Cincinnati Technology Academy School at a glance



Needs significant support to meet state standards

2022 - 2023 Report Card for Cincinnati Technology Academy

Districts and schools receive an overall rating of 1 to 5 stars in half-star increments. The overall rating is comprised of five rated components. The College, Career, Workforce and Military Readiness Component is report only and does not contribute to the overall rating on the 2023 Ohio School Report Cards.

Achievement

This component represents whether student performance on state tests met established thresholds and how well students performed on tests overall.



Needs significant support to meet state standards in academic achievement.

Progress

This component looks closely at the growth all students are making based on their past performances.



Significant evidence that the school fell short of student growth expectations by a larger magnitude.

Gap Closing

The Gap Closing Component is a measure of the reduction in educational gaps for student subgroups.



Needs support to meet state standards in closing educational gaps.

Performance Index **42.3%**

Annual Performance Goals **17.9%**

Graduation

The Graduation Component is a measure of the four-year adjusted cohort graduation rate and the five-year adjusted cohort graduation rate.



Needs significant support to meet state standards in graduation rates.

Overall

Early Literacy

The Early Literacy Component is a measure of reading improvement and proficiency for students in kindergarten through third grade.



Needs significant support to meet state standards in early literacy (K-3).

Graduation Rates
68.8% of students graduated in 4 years
100.0% of students graduated in 5 years

Improving K-3 Literacy **3.1%**
 Third Grade Reading Proficiency **9.1%**
 Promotion to Fourth Grade **100.0%**

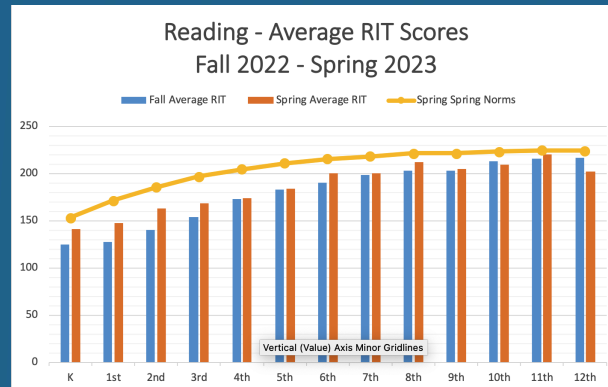
College, Career, Workforce and Military Readiness

This component looks at how well-prepared Ohio's students are for future opportunities, whether training in a technical field or preparing for work or college.

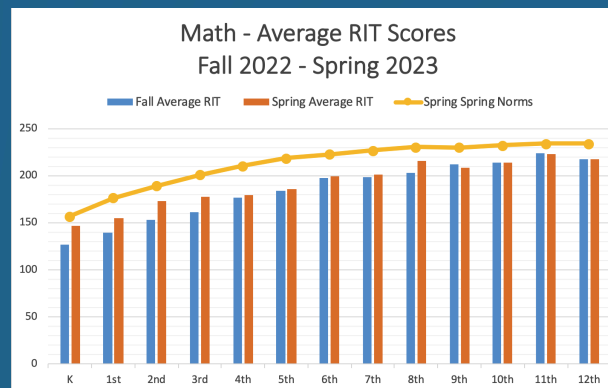
Students who are Ready **0.0%**

Academic Testing

CTA	Fall	Spring	
Reading	Average RIT	Average RIT	Spring Norms
K	124.9	141.3	153.09
1st	128	148	171.4
2nd	140.1	162.9	185.57
3rd	154.1	168.9	197.12
4th	173.2	174	204.83
5th	182.9	184.2	210.98
6th	190.6	200.1	215.36
7th	198.4	199.9	218.36
8th	203.5	212.2	221.66
9th	202.7	204.5	221.4
10th	212.8	209.1	223.51
11th	215.9	220.4	224.71
12th	217	202.2	224.33



CTA	Fall	Spring	
Math	Average RIT	Average RIT	Spring Norms
K	126.7	146.7	157.11
1st	139.9	155	176.4
2nd	152.9	172.8	189.42
3rd	161.3	177.8	201.08
4th	177	179.9	210.51
5th	183.8	185.9	218.75
6th	197.8	199.8	222.88
7th	198.2	201.2	226.73
8th	203.2	216.2	230.3
9th	212.1	208.6	230.03
10th	214.3	213.8	232.42
11th	223.8	223.3	234.25
12th	218	217.6	234.19





3800 Glenway Avenue
Cincinnati, Ohio 45205
513-471-7323
www.cincitechacademy.org



 [cincitechacademy](https://www.facebook.com/cincitechacademy)

