



CINCINNATI  
TECHNOLOGY  
—ACADEMY—

2021 - 2022  
ANNUAL REPORT



*Our students learn skills to*  
**TAKE CHARGE**  
*of their education!*

**Vision Statement**

To create a culture of high expectations for scholars by providing college preparatory education, relevant curricula, and a focus on achievement. It is our goal that our scholars will attend a college prep academy and ultimately gain acceptance and graduate from a four-year college. It is our expectation that 100% of the Cincinnati Technology Academy graduates will become positive change agents in their local communities while making a contribution to the global society.

The faculty and staff at Cincinnati Technology Academy are dedicated to providing scholars with the skills necessary to think, communicate, and live in a civil society. Central to this mission is the creation of an Academy community characterized by discipline, love, order, and respect.

We created the Cincinnati Technology Academy Family Handbook to guide the efforts of teachers, staff, parents and students in establishing a safe, orderly, environment and to reinforce the primary mission of Cincinnati Technology Academy: Academic Preparation.

**Sponsor Statement**

Educational Resource Consultants of Ohio, Inc., (ERCO) sponsor of the school, is legally mandated to provide oversight, monitoring and technical assistance. All community school sponsors are required to submit a written report of the evaluation results of the school's academic, financial, and organizational performance as well as the school's legal compliance to the Ohio Department of Education. This report must be made available to parents of students enrolled in the community school by November 30th of each year (OAC3301-102-05 (A) (3)). An annual report regarding the performance of this school and other schools under the sponsorship of ERCO will be posted on our website [www.ercoinc.org](http://www.ercoinc.org), and available at the school or Sponsor's Office no later than November 30th of the current school year. Parents are urged to review this report, as well as other monitoring and evaluation reports concerning the school. These reports are available at the school, or the sponsor's office. The reports are generated to provide you with a full comprehensive understanding of the school's performance.




**Mission Statement**

To prepare students for college, the responsibility of life, and the pursuit of success.

**School Administration**



**Kelly Brown**  
*Administrator*  
Cincinnati Technology Academy  
3800 Glenway Avenue  
Cincinnati, Ohio 45205



**School Board**


**Rebecca Spahni**  
*President*

**Mike Weitfle**  
*Member*

**Audrey Noth**  
*Member*

**Manasseh Robinson**  
*Member*

**Marlo Thigpen**  
*Member*



**Financial Statement**

FTE:.....	214.00
Total Operating Revenues:.....	\$ 3,087,292.00
Total Operating Expenditures: \$	3,179,846.00
Total Federal Grants:.....	\$902,971.00
Total Assets (Estimate): .....	\$536,866.00
Total Liabilities (Estimate): .....	\$170,760.00

*Presentation Excludes GASB 68  
Amounts Obtained From June 30, 2022 Board Financial Reports- Unaudited*

# Demographics

## Chart



Demographic Categories	Number of Students	%
● African American	68	28.45
● Asian/Pac. Islander	0	0
● Hispanic	102	42.68
● American Indian/Native Alaskan	0	0
● Multiracial	9	3.77
● White, Non-Hispanic	55	23.01
● Not Specified	5	2.09

# Attendance

## Rate

**86.6%**

# New Community Partnerships

- Grand Canyon University
- UMADOP
- Career Fair- Milford Fire Department/ Kroger
- Resume Building Workshop
- Georgetown Behavioral Hospital
- Children’s Hospital Behavioral Center
- Urban League of Greater Southwestern Ohio
- Futbol Club Cincinnati, Soccer Team
- The Ohio State University Food and Nutrition Education Program
- Cincinnati Farmers Market
- My Why Cincinnati



**Academic Goals**

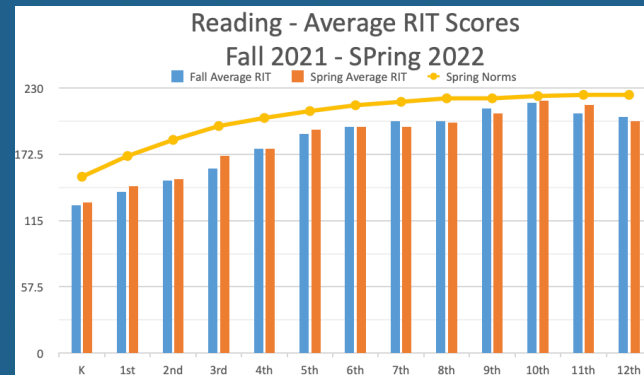
**By 07/31/2023**, the school will improve the performance of elementary, middle and high school students by increasing the attendance rate by 1.5%, as evidenced on State Report Card.

**By 07/31/2023**, the school will improve the performance of all students in all grades by increasing performance in ELA by 8.8%, as indicated on State Report Card - Performance Index.

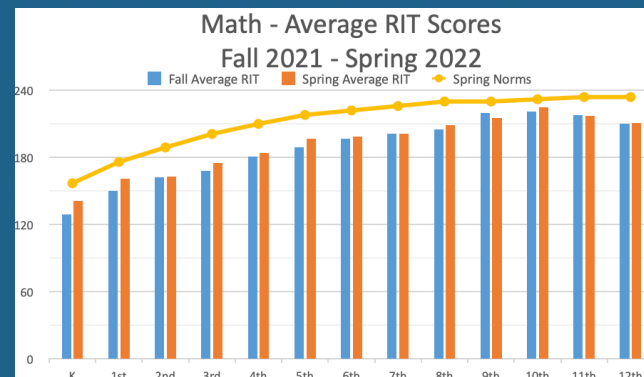
**By 07/31/2023**, the school will improve the performance of all students in all grades by increasing performance in Mathematics by 8.8%, as indicated on State Report Card - Performance Index.

**Academic Testing**

CTA	Fall	Spring	
Reading	Average RIT	Average RIT	Spring Norms
K	129	141	157
1st	150	161	176
2nd	162	163	189
3rd	168	175	201
4th	181	184	210
5th	189	197	218
6th	197	199	222
7th	201	201	226
8th	205	209	230
9th	220	215	230
10th	221	225	232
11th	218	217	234
12th	210	211	234



CTA	Fall	Spring	
Math	Average RIT	Average RIT	Spring Norms
K	128	131	153
1st	140	145	171
2nd	150	151	185
3rd	160	171	197
4th	177	177	204
5th	190	194	210
6th	196	196	215
7th	201	196	218
8th	201	200	221
9th	212	208	221
10th	217	219	223
11th	208	215	224
12th	205	201	224



**State Report Card**

Ohio School Report Cards

Cincinnati Technology Academy School at a glance

**2021 - 2022 Report Card for Cincinnati Technology Academy**

The Ohio School Report Cards include performance information provided by schools and districts including academic, financial, and opportunity to learn data. Some of this data is then combined into six components that receive star ratings to indicate the level of performance for the school and district.

<p><b>Achievement</b> This component represents whether student performance on state tests met established thresholds and how well students performed on tests overall.</p> <p>★☆☆☆☆ Needs significant support to meet state standards in academic achievement.</p>	<p><b>Progress</b> This component looks closely at the growth all students are making based on their past performances.</p> <p>★☆☆☆☆ Significant evidence that the school fell short of student growth expectations by a larger magnitude.</p>	<p><b>Gap Closing</b> The Gap Closing Component is a measure of the reduction in educational gaps for student subgroups.</p> <p>★☆☆☆☆ Needs significant support to meet state standards in closing educational gaps.</p>
<p><b>Performance Index</b> _____ <b>38.8%</b></p>	<p><b>Overall</b> _____</p>	<p><b>Annual Performance Goals</b> _____ <b>0.0%</b></p>
<p><b>Graduation</b> The Graduation Component is a measure of the four-year adjusted cohort graduation rate and the five-year adjusted cohort graduation rate.</p> <p>★★★☆☆ Meets state standards in graduation rates.</p>	<p><b>Early Literacy</b> This component looks at how successful schools are at improving reading for at-risk students in grades K-3.</p> <p>★★★☆☆ Meets state standards in early literacy (K-3).</p>	<p><b>College, Career, Workforce and Military Readiness</b> This component looks at how well-prepared Ohio's students are for future opportunities, whether training in a technical field or preparing for work or college.</p>
<p><b>Graduation Rates</b> 92.3% of students graduated in 4 years 90.9% of students graduated in 5 years</p>	<p><b>Improving K-3 Literacy</b> _____ <b>41.9%</b> <b>Third Grade Reading Proficiency</b> _____ <b>76.2%</b> <b>Promotion to Fourth Grade</b> _____ <b>100.0%</b></p>	<p><b>Students who are Ready</b> _____ <b>0.0%</b></p>





3800 Glenway Avenue  
Cincinnati, Ohio 45205  
513-471-7323  
[www.cincitechacademy.org](http://www.cincitechacademy.org)



 [cincitechacademy](https://www.facebook.com/cincitechacademy)

